



# Christmas Memory Pairs

## How to play memory pairs

1. Cut out the cards
2. Put them face down on a flat surface like a table
3. Take it in turns to turn over a card and try the sign (everyone can join in)
4. Turn over another card and try to do the sign (everyone can join in)
5. If the cards are the same put them next to you, and you turn over 2 more cards
6. If the cards are different then turn them over and it's the next person's turn
7. The game ends when all the pairs have been found

### *Or try...*

1. Using fewer cards
2. Keeping the cards facing up once they've been turned over

## Christmas Snap

## How to play snap

1. Cut out the cards
2. Shuffle the cards
3. Split the cards between the players
4. Take turns to take the top card from their pile and put it face up in the middle in a new pile
5. Try to do the sign for that word (everyone can join in!)
6. When any two cards in the middle are the same picture shout "SNAP!"
7. The first person to shout "SNAP" takes all of the cards from the middle for their pile
8. Play until all of the cards are in the middle


### *Or try...*

Make two piles in the middle so you can see the cards side by side

## CHRISTMAS CRACKER

As in: CHRISTMAS CRACKER

Working fist (palm in/back, pointing down); supporting fist (palm down, pointing in/forward) a little way in front and to the side; hands pull apart sharply.



## GIFT

As in: GIFT / PRESENT

Flat hands (palms back, pointing in) working hand in front, move to palms in, pointing forward, showing shape and size of 'box' to palms up, pointing forward, and move forwards as though giving.



## MINCE PIE

As in: MINCE PIE

Working flat hand (palm down, pointing forward/in above supporting flat hand (palm down pointing forward/in), then working hand pulls away changing to closed hand on back of supporting hand; then thumb hands held out in front of body, circle out and back with small downward movements as though pressing pastry.



## REINDEER

As in: REINDEER

Open hands (palms forward, pointing up), thumb tips touching each side of forehead, move forwards/out in two small arcs.





## CHRISTMAS STOCKING

As in: CHRISTMAS STOKING

Working wide ful'C' hand (palm forward, pointing up) moves down/out, changes to palm forward, pointing out and moves down/in.



## SNOWING

As in: SNOWING

Open hands (palm down, poiting forward) move slowly down together in gently undulating movement.



## SNOWMAN

As in: SNOWMAN

Working cupped hand (palm down, pointing forward/in); supporting cupped hand (palm up, pointing forward/in) beneath; palms come together again, then mime patting snow into place.



## FAIRY LIGHTS

As in: LIGHTS / STRING OF LIGHTS

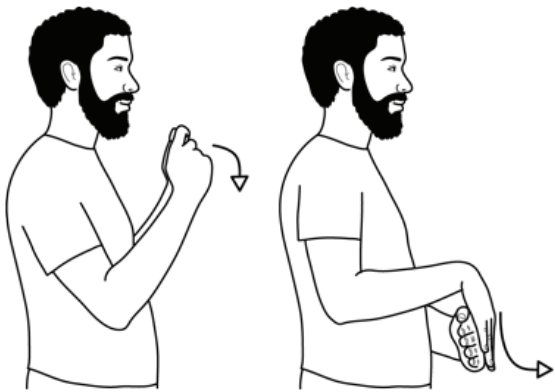
Full 'O' hands (palms up, pointing forward) change to open hands repeatedly showing lights along the flex. Directional sign.



## SLEIGH

As in: SLEIGH

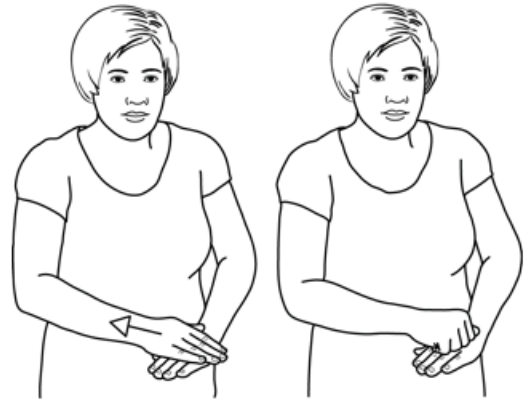
Tucked hands (palms in, pointing up) bend away from body at wrists to palms in, pointing forward; then supporting flat hand (palm back, pointing in); then working flat hand (palm back, pointing down) against back of supporting hand, slides down and off hand, turning to palm down, pointing forward.



## CHRISTMAS

As in: CHRISTMAS


Working flat hand (palm down, pointing forward/in) above supporting flat hand (palm down, pointing forward/in); working hand pulls away changing to closed hand on back of supporting hand.



## STARS

As in: STARS

"N" hands and thumbs (palms forward, pointing up) at head height; fingers and thumb open and close alternately while making small upward movement several times.



## FAMILY

As in: FAMILY

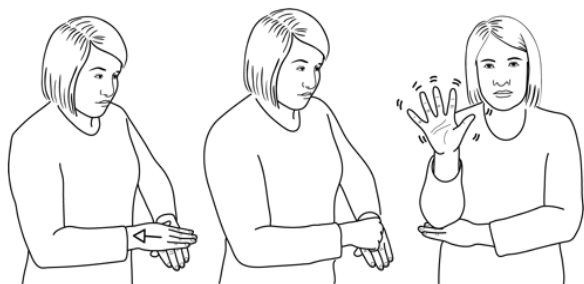
Working "N" hand rests on supporting "N" hand (palms down, pointing forward/in); formation circles out to working side.



## CHRISTMAS TREE

As in: CHRISTMAS TREE

Working flat hand (palm down, pointing forward/in) above supporting flat hand (palm down, pointing forward/in); working hand pulls away changing to closed hand on back of supporting hand; then elbow of working open hand (palm forward, pointing up) rests on back of supporting hand (palm down, pointing in); working open hand quivers.



## SHOPPING

As in: SHOPPING

Supporting flat hand (palm in/up, pointing forward); then working fist moves down striking supporting palm twice.



## FATHER CHRISTMAS

As in: FATHER CHRISTMAS / SANTA

Working parallel bent hand (palm up/out) brushes down chin towards waist, fingers closing on to thumb.



With thanks to Signalong – The Communication Charity

Boardmaker and PCS symbols supplied by: Tobii Dynavox Ltd.  
Sheffield Science Parks, Cooper Building, Arundel Street, Sheffield,  
S1 2NS Email: [sales.uk@tobiidynavox.com](mailto:sales.uk@tobiidynavox.com) Tel: +44 (0)114 481 0011  
[www.boardmakeronline.com](http://www.boardmakeronline.com) [boardmakeronline.com]. The Picture  
Communication Symbols ©1981-2018 by Tobii Dynavox.

All Rights Reserved Worldwide. Used with permission.  
Boardmaker® is a trademark of Tobii Dynavox.  
[www.boardmakeronline.com](http://www.boardmakeronline.com) [boardmakeronline.com]  
Symbols from <https://boardmakeronline.com/>







